
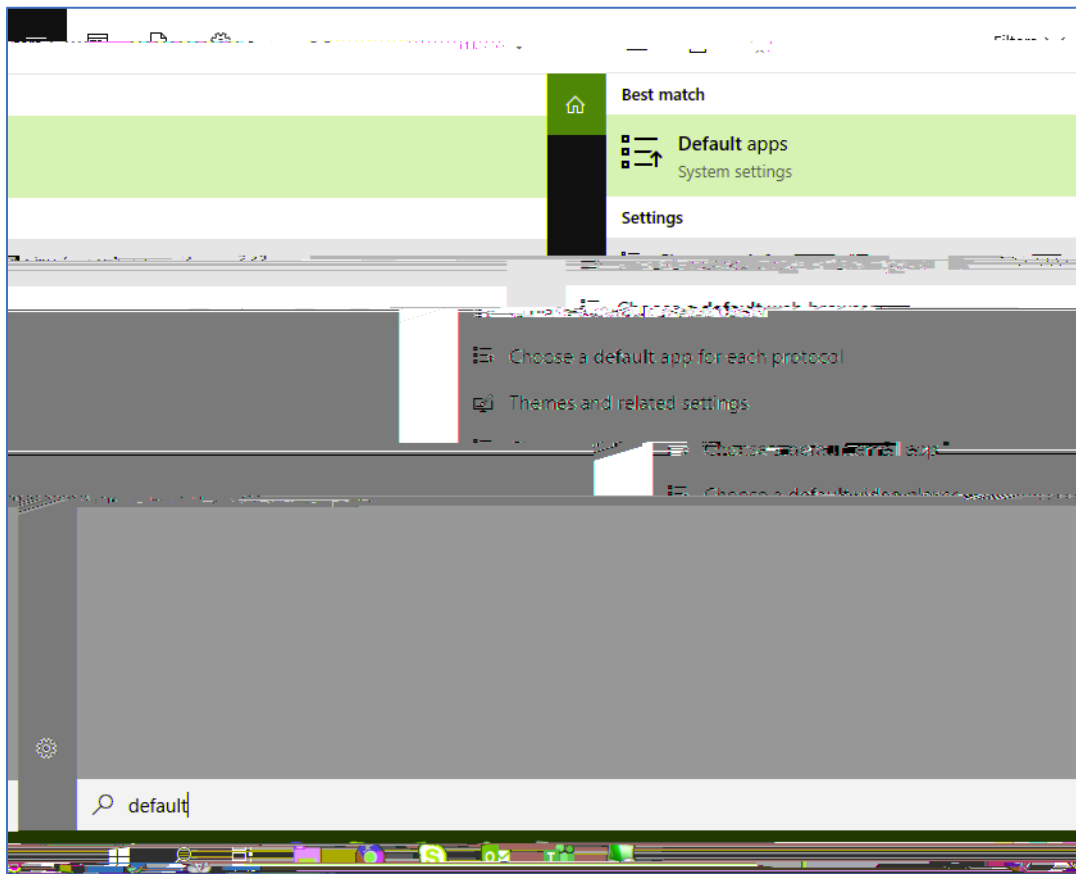




## How to set ABBYY FineReader as your default PDF viewer

	<p><u>Note to OnBase Unity Client Users:</u> Changing the default PDF may interfere with your ability to open PDFs with the Unity Client</p>
---	--

Open the search bar on your Windows start menu and type "Default". From the resulting search list, click "Choose a default app for each type of file"

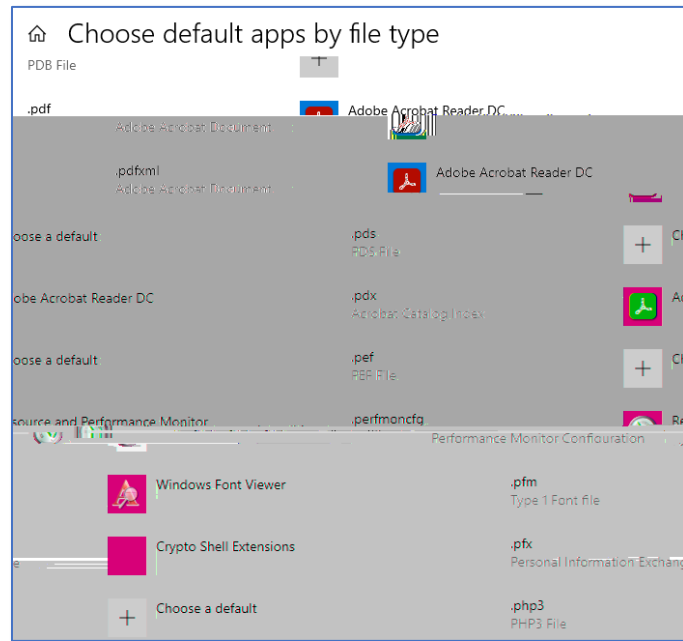




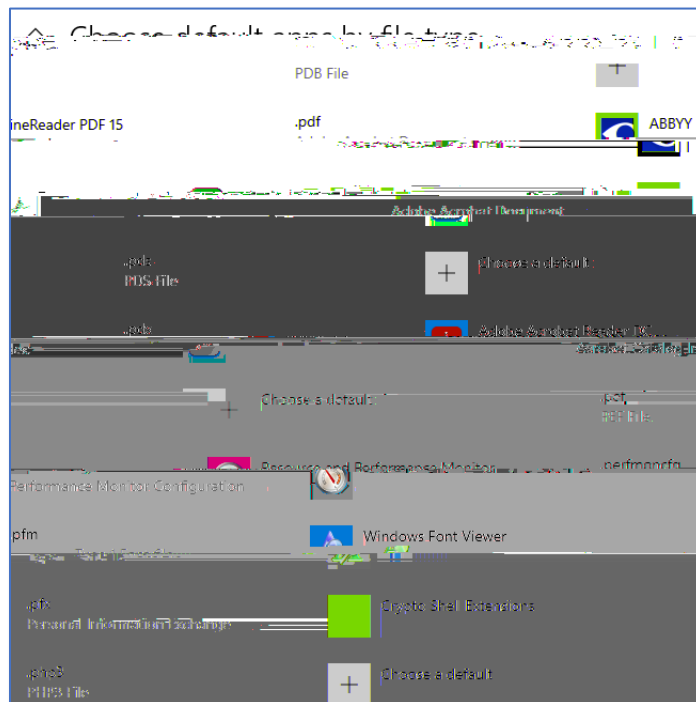
Next, scroll down alphabetically to “.pdf”. Change that file type from “Adobe Acrobat Reader DC” to “ABBYY Fine Reader 15”.

Note: the other two file types are proprietary to Adobe and can't be changed to FineReader

Before:



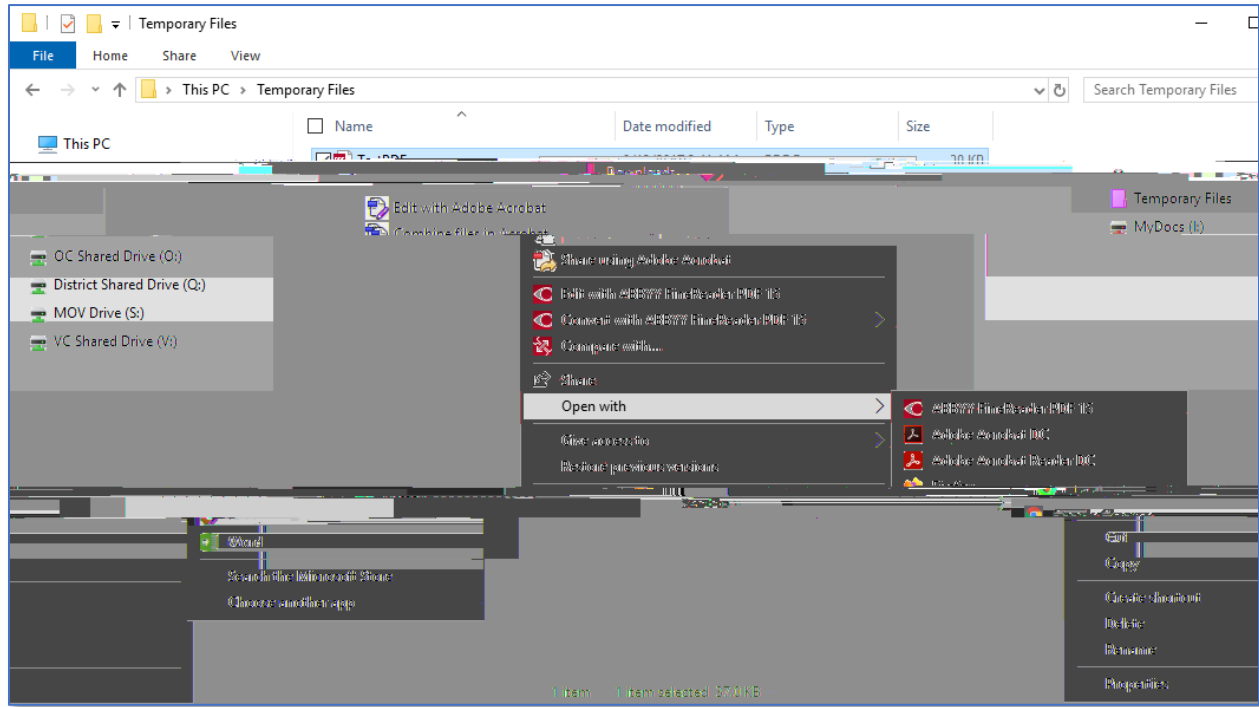
After:





Just close the window when you're done. All PDF files should now open in ABBY FineReader by default.

If you want to open up a specific PDF file in Adobe Acrobat instead, you can always right click on the file, choose "Open With" and select "Adobe Acrobat DC"



All Done!

If you have any questions, please reach out to your local IT Team

Site	Phone (click to call)	Email (click to email)
DAC	<a href="tel:805-652-7777">805-652-7777</a>	<a href="mailto:districthelpdesk@vccd.edu">districthelpdesk@vccd.edu</a>
MC	<a href="tel:805-553-4660">805-553-4660</a>	<a href="mailto:mchelpdesk@vccd.edu">mchelpdesk@vccd.edu</a>
OC	<a href="tel:805-678-5898">805-678-5898</a>	<a href="mailto:ochelpdesk@vccd.edu">ochelpdesk@vccd.edu</a>
VC	<a href="tel:805-289-6417">805-289-6417</a>	<a href="mailto:vchelpdesk@vccd.edu">vchelpdesk@vccd.edu</a>

